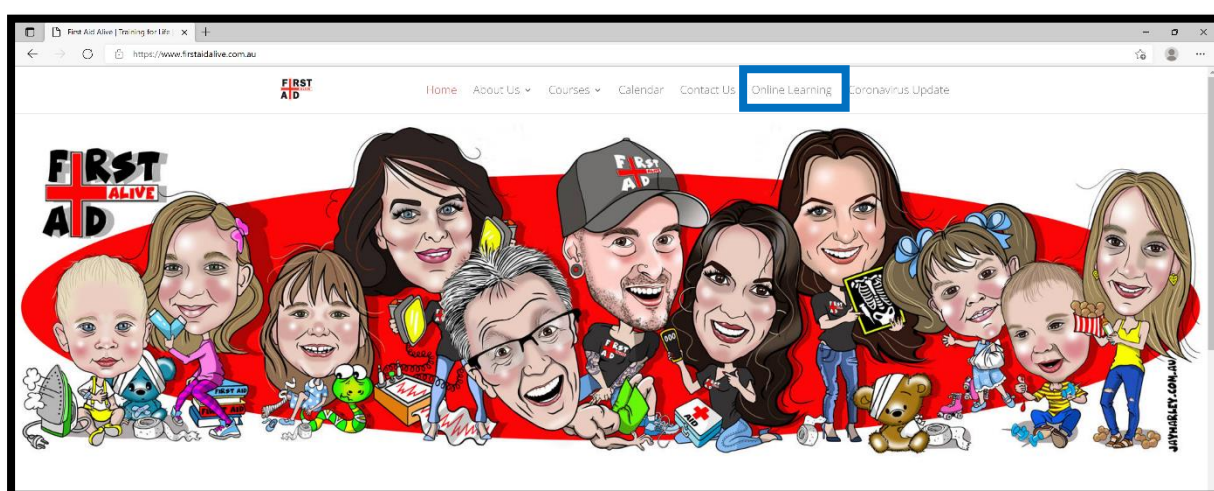


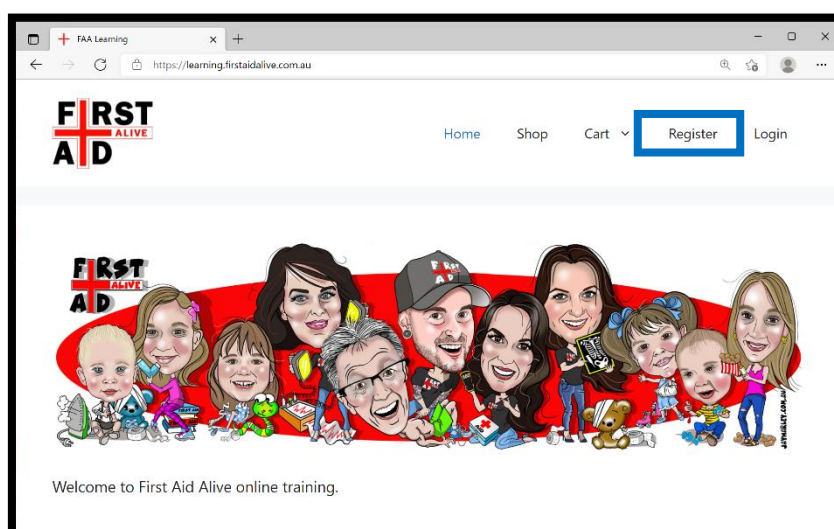
ONLINE FIRST AID TRAINING

Please ensure before you begin our online training you have your USI number ready for enrolment. If you do not have a USI number or cannot remember it you can go to www.usi.gov.au and either create a new USI or go to 'forgot my USI number'. This is a mandatory government requirement for all nationally registered training.

- 1) Go to our website www.firstaidalive.com.au and click the 'ONLINE LEARNING' tab at the top right of the page. Or go directly to learning.firstaidalive.com.au



- 2) Click on the 'REGISTER' tab



- 3) You will be presented with a registration form. Complete the registration form.
NOTE: You must fill in ALL details within the registration form.

IMPORTANT NOTES FOR REGISTRATION

Personal Details

Date of Practical Assessment

Facility Undertaking Course Through

- i) **Date of Practical Assessment:** please enter in the date that you will be performing your practical assessment with the First Aid Alive instructors
- ii) **Facility Undertaking Course Through:** please use the location where you are performing the practical assessment training with First Aid Alive instructors (for example, "Hunter Childcare Wavell Heights")
- iii) **Username:** you can choose your own username – note that we suggest you keep this simple (for example, "johnsmith")
- iv) **Password:** a strong password is required, and this must include at least one capital letter, one number, and be at least 8 digits long.
- v) **Which course do you require:** please select ONLY ONE course.
*For students participating in **HLTAID011** or **HLTAID012**, you do not need to select **HLTAID009** also, as it is included as part of these courses.*

Which course do you require

HTLAID009 - Provide CPR

HLTAID011 - Provide First Aid

HLTAID012 - Provide Emergency Response First Aid for Education and Care Setting

22556VIC, 225789VIC – Management of Asthma / Anaphylaxis

- vi) Click **REGISTER** when all details are completed.

PLEASE CONTINUE YOUR REGISTRATION PROCESS BY FOLLOWING THE NEXT STEPS


- 4) You should now be on the 'Shop' page.
- 5) Click the 'SIGN UP NOW' button for the course you are taking
Note: you should only be signing up for ONE course

Shop

NOTE:


- All courses purchased include HLTAID009 – CPR.
- Course access is available for 42 days (6 weeks) from the date of purchase.
- To successfully complete any course users are required to pass a practical and theoretical component. Though both elements are included within course pricing, the First Aid Alive office must be contacted to arrange an agreed time for practical assessment.
- Individuals completing any training course must be able to attend the facility used by First Aid Alive (Centenary Salvation Army – Corner Lalina and Macfarlane Street Riverhills) to complete practical training. Exceptions are available for group bookings.**

Showing all 3 results Default sorting ▾




HLTAID009 – Provide CPR
\$50.00 for 6 weeks

[Sign up now](#)



HLTAID011 – Provide First Aid
\$100.00 for 6 weeks


[Sign up now](#)



HLTAID012 – Provide Emergency First Aid response for Education and Care Setting
\$150.00 for 6 weeks

[Sign up now](#)

- 6) Click the 'VIEW CART' link that appears after you click 'Sign up now'.



HLTAID012 – Provide Emergency First Aid response for Education and Care Setting
\$150.00 for 6 weeks

[Sign up now](#) ✓ [View cart](#)

OPTION 1: Your workplace has paid for your course enrolment

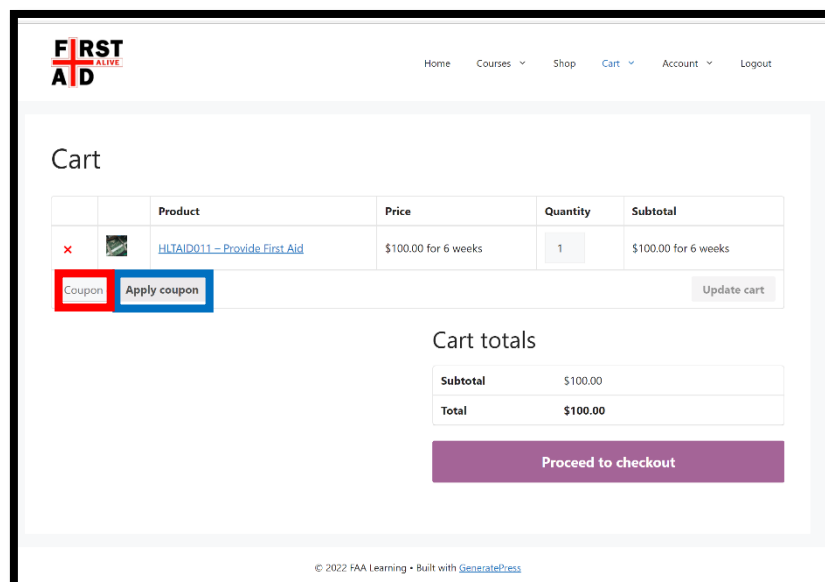
If your workplace has paid for your course attendance, then they will be able to provide you with a **COUPON CODE** so you can complete the checkout without having to provide any payment details.

Note: First Aid Alive staff cannot provide students with coupon codes directly. You must discuss this payment method with your employer.

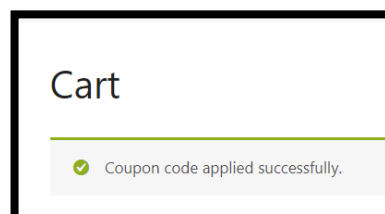
If you are paying for the course yourself, please proceed to OPTION 2.

1.1. Click on the **COUPON** text box (highlighted RED below) and enter in your coupon code provided to you by your workplace.

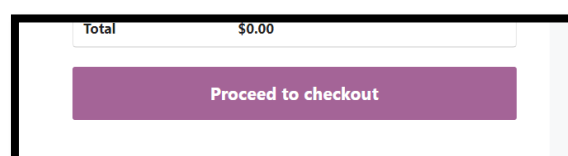
1.2. Click the **APPLY COUPON** button (highlighted in BLUE) to verify the code.



1.3. After successfully verifying the coupon, you should see the following, and your cart total should be **\$0.00**



1.4. Click on **PROCEED TO CHECKOUT**



OPTION 2: You are paying for your own course enrolment

If you are paying for your own course enrolment, you must complete the payment online using the checkout process.

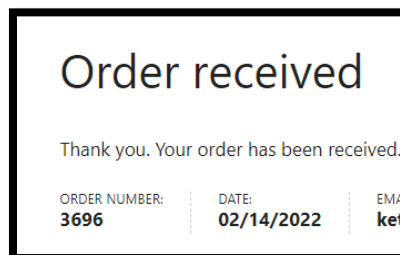
- 1.1. Click on the **PROCEED TO CHECKOUT** button.
- 1.2. Fill in your billing details, and proceed to the next step.

7) You must have completed either OPTION 1 or OPTION 2 above before continuing with the following steps.

8) Once all details have been entered, click on the **SIGN UP NOW** button.



9) When your order is complete, you will see an **ORDER RECEIVED** notification.



10) Proceed with the next set of instructions on how to access your online training beginning with the CPR component.

If you are having any trouble please don't hesitate to contact us. Thanks for choosing First Aid Alive as your training facilitators.